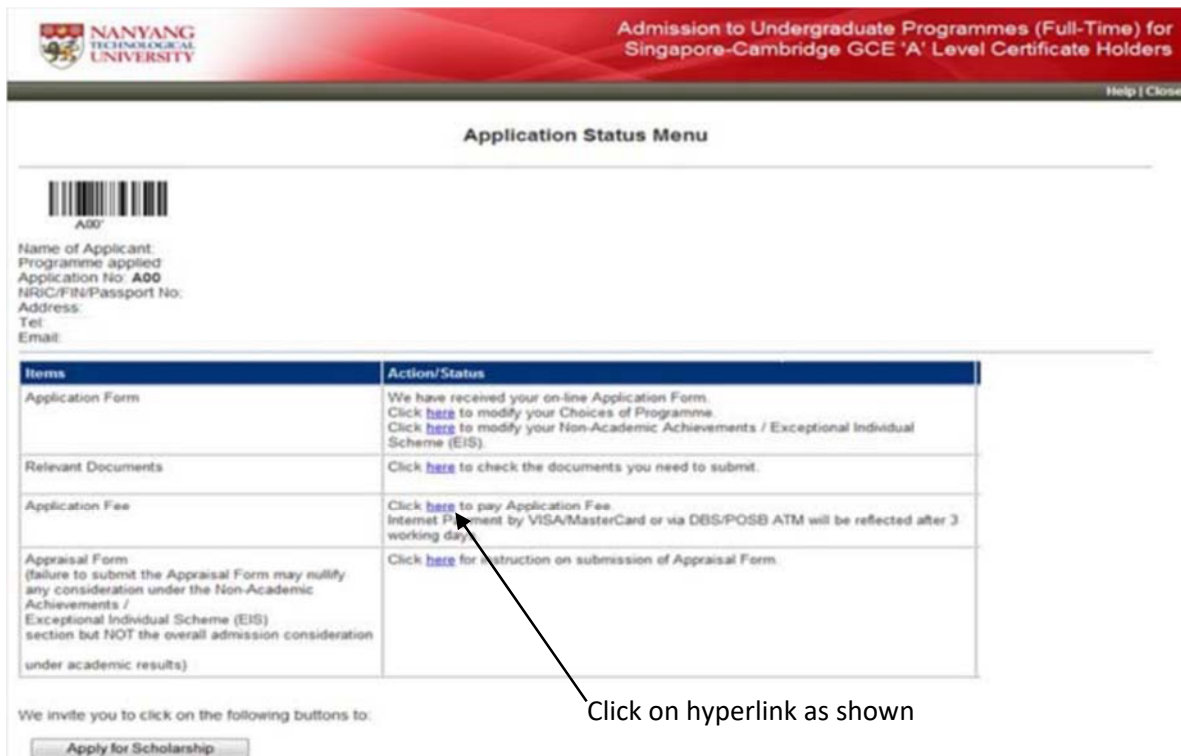


Steps to obtain Bill Reference Number for Application Fee Payment via DBS/POSB ATM Machine for Full-Time Singapore Cambridge GCE A-level Applicants.

1. Login to "Application Status Menu":


http://wis.ntu.edu.sg/webexe/owa/adm_appl.appl_status_login?student_type=A

2.



Help | Close

Application Status Menu

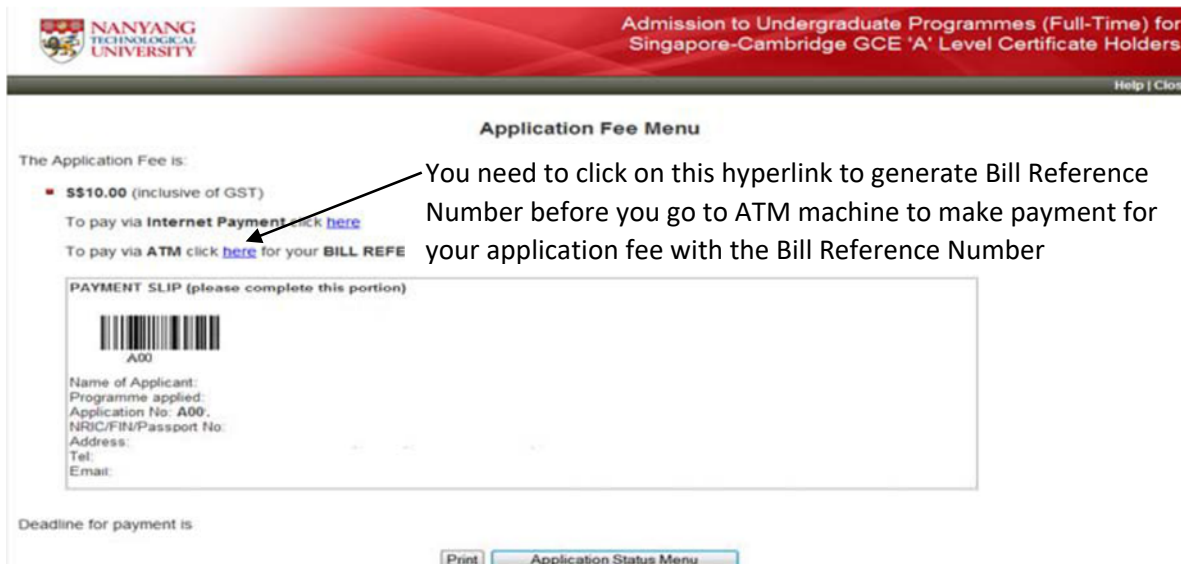

 A00
 Name of Applicant:
 Programme applied:
 Application No: A00
 NRIC/FIN/Passport No:
 Address:
 Tel:
 Email:

Items	Action/Status
Application Form	We have received your on-line Application Form. Click here to modify your Choices of Programme. Click here to modify your Non-Academic Achievements / Exceptional Individual Scheme (EIS).
Relevant Documents	Click here to check the documents you need to submit.
Application Fee	Click here to pay Application Fee. Internet Payment by VISA/MasterCard or via DBS/POSB ATM will be reflected after 3 working days.
Appraisal Form (failure to submit the Appraisal Form may nullify any consideration under the Non-Academic Achievements / Exceptional Individual Scheme (EIS) section but NOT the overall admission consideration under academic results)	Click here for instruction on submission of Appraisal Form.

We invite you to click on the following buttons to:

Click on hyperlink as shown

3.



Help | Close

Application Fee Menu


The Application Fee is:

- **\$\$10.00** (inclusive of GST)

To pay via **Internet Payment** click [here](#)

To pay via **ATM** click [here](#) for your **BILL REFERENCE**

PAYMENT SLIP (please complete this portion)


 A00
 Name of Applicant:
 Programme applied:
 Application No: A00.
 NRIC/FIN/Passport No:
 Address:
 Tel:
 Email:

Deadline for payment is

4. This is a sample of how the Bill Reference Number looks like:



The screenshot shows a web page from Nanyang Technological University. The header includes the university logo and the text "Admission to Undergraduate Programmes (Full-Time) for Singapore-Cambridge GCE 'A' Level Certificate Holders". The main heading is "Pay Application Fee via DBS/POSB Automated Teller Machine (ATM)". Below this, it states the application fee is \$10.00 and provides a bill reference number of 8200. A list of 11 steps guides the user through the ATM payment process, including card insertion, PIN entry, selecting banking options, and confirming the payment. At the bottom, there is a "Deadline for payment is" field and three buttons: "Print", "Application Fee Menu", and "Application Status Menu".

NANYANG TECHNOLOGICAL UNIVERSITY

Admission to Undergraduate Programmes (Full-Time) for Singapore-Cambridge GCE 'A' Level Certificate Holders

Help | Close

Pay Application Fee via DBS/POSB Automated Teller Machine (ATM)

The Application Fee for payment via ATM is **\$10.00**.

Your Bill Reference Number (a 12-digit number) for ATM Payment is **8200**

Steps to make your payment via DBS/POSB ATM

1. Insert DBS/POSB ATM card in card slot
2. Enter personal PIN Number
3. Select **iBanking, Cashcard & More Services** option
4. Then select **Credit Card/Bill Payment** option
5. In the list of corporations listed, select **NTU APPLICATION FEE** for payment of bill (proceed to the next screen if your unable to locate NTU APPLICATION FEE at this screen)
6. At the **Enter Bill Reference No. prompt**, enter **82000** (this number is unique to individual applicant)
7. Press **ENTER** key to proceed
8. Select account type to debit
9. Enter **10.00** for amount and select **Correct** to proceed
10. Check your payment details and select **Confirm** to proceed with the transaction
11. Please keep your transaction receipt for reference

Deadline for payment is

[Print](#) [Application Fee Menu](#) [Application Status Menu](#)

Updated as of 10 December 2018