

DRESS FOR SUCCESS

Whether you're going to an interview or meeting employers at a career event, dressing appropriately can help you make a good first impression.

WHAT TO WEAR ✓

- ✓ Formal Dresses, Knee-length Skirts, Full-length Skirts
- ✓ Blouses, Collared Button-down Shirts, Blazers
- ✓ Trousers, Tailored Pants, Dress Pants, Dress Slacks
- ✓ Closed-toe Heels, Covered Flats, Smart Shoes
- ✓ Formal Leather Shoes, Loafers, Neutral-tone Sneakers

WHAT NOT TO WEAR ✗

- ✗ Short Dresses, Skirts Above Mid-thigh
- ✗ Tank Tops, Crop Tops, Spaghetti Tops, Sports Attire
- ✗ Shorts, Bermudas, Three-Quarter Pants, Track Pants, Ripped Jeans
- ✗ Casual Footwear, Flip-Flops, Platform Slippers, Sandals, Crocs, Foam Runners
- ✗ Slip-on Loafers, Slides

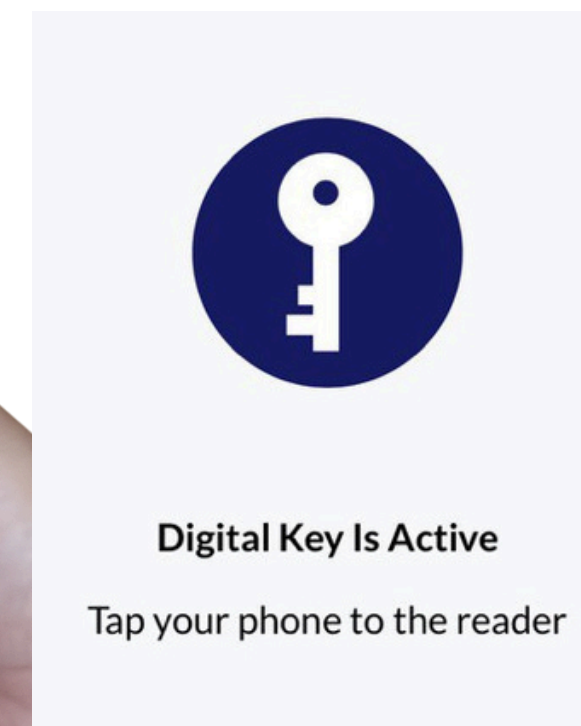
GET YOUR **NTU PASS** READY!

Please prepare your NTU PASS before your turn at the Registration Counter.

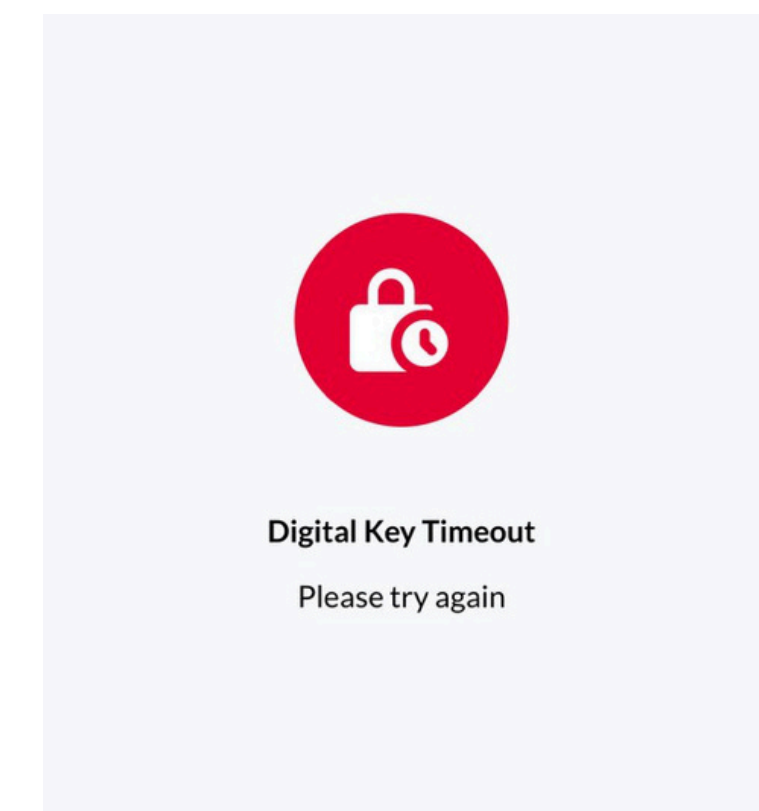
1. Open up NTU PASS APP and click on Digital Key icon



2. Scan on the NTU Pass Reader at the Registration Counter




3. Go back to the home page and click on the Digital Key again if your screen shows this timeout page



Note to ALL Users:

Please ensure your Bluetooth is ON



Note to Android Users:

Please ensure your NFC setting is ON

